



# Online Payments

*How to Pay Criminal and Traffic Fines*



**Tiffany Moore Russell**  
Orange County Clerk of Courts



# STEP-BY-STEP INSTRUCTIONS

Pay your fine or payment plan installment online with these helpful instructions.

1. Go to [myorangeclerk.com](http://myorangeclerk.com)
2. Select Traffic > Traffic Ticket Options or Criminal > Criminal Court from the top menu.
3. Click the green button on the right that says, "Pay Traffic Fine Online" or "Pay Criminal Fine Online".
4. Read carefully and click Accept.
5. Click "Make Payments"
6. Use at least one of the Basic Search Options below and submit.

Select Search Type	Search by Criteria/ Format
• Citation Number	• Ex: X1XXXXX
• Case Number	• Ex: YYYY-XX-99999999-A-O
• Party Name	
• Business Name	
• Driver's License	• Do not include any dashes

7. Click the box located to the left of the case being paid and select "Continue"

8. If options appear, select your option.

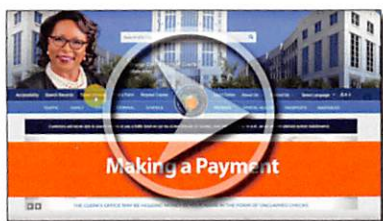
9. Verify the total "Amount to Pay"

10. Under Disclaimer, check the box to agree to terms.

11. Select "Add Payment Details"

12. Fill in cardholder Information and select "Continue"

13. Verify information on receipt and print for your records.



If you'd like further assistance, watch our payment video on YouTube or our website.



To learn more, visit [myorangeclerk.com](http://myorangeclerk.com)